

Winter Car Checks for Driving in Snow & Ice

During the cold winter months, it is important to prepare your vehicle for **every eventuality**. Here, we outline some of the **important checks** to carry out on your vehicle at this time.



Antifreeze levels

Keep your vehicle's antifreeze and water mix to a 50/50 ratio.




De-icer to windscreen solution

Remember to top your windscreen solution up with de-icer.



Air pressure & tread depth (winter tyres if needed)

Keep your tyres safe for winter driving.



Ice scraper & shovel

Always carry an ice scraper for those frosty days & shovel in case your vehicle should get stuck in a snow drift or ice.



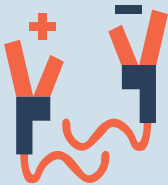
Emergency kit

Store an emergency kit in your car for use in the event of any difficulties.




Petrol/diesel

Keep your petrol topped up before long journeys to avoid being caught out.



Jumper cables

Keep a set of jump leads in your car in the event of engine failure.



Battery

Perform regular checks on your battery during winter months when it is more susceptible to issues.



Lights

Check interior and exterior lights are fully functioning, and headlights are aligned correctly.



Brakes

Check your brakes regularly to ensure your utmost safety in your vehicle this winter.



Exhaust

Make sure your exhaust is healthy and has no leaks.



Heaters

Make sure your heaters and defrosters are all in good working order to keep your car warm this winter.



THE WINDSCREEN
COMPANY GROUP

0800 998 1068
www.thewindscreencompany.co.uk